



THE AESTHETIC VALUE OF USING TABLE LAMPS IN NIGERIAN BUILDINGS

¹Sikigha Daniel Ibaraghoemi; ²Ekiou Raphael Oyeinbrakemi; ³Engr. Dikuro Iwowari.

Author Details

Author: Sikigha Daniel Ibaraghoemi is currently pursuing a master's degree program in Architecture in Rivers state University, Port-Harcourt, Nigeria. PH+2348084509777. E-mail: madaboutpencils@gmail.com

Co-Authors:

²Ekiou Raphael Oyeinbrakemi is currently pursuing a master's degree program in Architecture in Rivers state University, Port-Harcourt, Nigeria. PH+2348181199988. E-mail: 7527oyein@gmail.com

³Engr. Dikuro Iwowari, Mechanical Engineering-Fluid Power Option. He is currently a Lecturer in the Faculty of Engineering, Federal University Otuoke, Bayelsa State, Nigeria. PH+2348181199988. E-mail: engriwodik@gmail.com

ABSTRACT

Interior lighting design is one of the most things that is often placed in the "insufficient basket" when it comes to home renovations and builds. In Nigeria, little or none of this is considered, the aesthetic value in using Table lamps is not fully harnessed in the interior design of buildings. The importance of enhancing whatever beauty there may be in this particular area is not sufficiently appreciated. This work resulted from the lack of use of table lamps as lighting fixtures in Nigerian homes and the need to increase knowledge on the subject.

This article therefore sought to explore a best practice approach that could bridge this information gap, and ensure that table lamps are used widely in buildings in Nigeria. A qualitative method research approach involving several works of literature, observation and notes were adopted. Findings that emerged from the study were that Architects attitude towards the beauty of interior decoration at design stage was very poor, and in most cases clients were never aware of the beauty these light types provide to interior spaces. This study concluded that Architects must show prove that the interior decoration of their design has been carefully thought of before the building is constructed.

Keywords: Aesthetics, Artificial, Table Lamp, Lighting, Decorative, Interior Design, illumination

1.0 INTRODUCTION

Aesthetic value is the value that an object, event or state of affairs (most paradigmatically an art work or the natural environment) possesses in virtue of its capacity to elicit pleasure (positive value) or displeasure (negative value) when appreciated or experienced aesthetically.

Lighting is a key component of interior and exterior design. It has the capacity to alter one's perceptions of a place's style, spaciousness, and serenity. The right lighting fixtures in a space will enhance the desired ambiance, function, and beauty without detracting from any of those things.

As aesthetics concerns an appreciation of beauty, the use of artificial lighting such as table lamps can greatly emphasize the way we perceive a space, the mood created inside and the important given to certain functions or design elements. This work resulted from the lack of use of table lamps as artificial lighting in Nigerian homes and the need to increase knowledge on the subject. This Study therefore sought to explore a best practice approach that could bridge this information gap, and ensure that table lamps and Standing floor lamps are used widely in buildings in Nigeria.

You can also use lamps as features in a room, as well as providing light output. A table lamp can be like an art piece, especially arc lamps which can lean over a sofa, or mix a selection of table lamps together.

2.0 AIM AND OBJECTIVE

1. To investigate why table lamps are not found in majority of Nigerian homes.
2. To identify possible ways table lamps can be introduced to the interior design of any home.
3. To encourage Architects and Interior designers in Nigeria to use these lamp types in their designs.
4. To educate and enlighten clients, buyers and sellers in the country on the aesthetic value of table lamps.

3.0 STATEMENT OF RESEARCH PROBLEM

From findings and careful observations, I discovered that the majority of homes in Nigeria do not use table lamps to light or add décor to their living spaces. With this example of country in terms of poorly decorated spaces and grotty interior design ideas, there is need to enlighten people on the values that come with the application of this lighting type into our homes, shops, and offices to enhance the style and colors of the space.

4.0 RESEARCH QUESTIONS

1. How do you choose the right table lamps that can give a transformative impact on the look and feel of a space?
2. What value will the use of table lamps provide to a typical Nigerian home?
3. What do you consider in terms of light effect and decoration before using table lamps to light up any living space?
4. What other measures should an architect, client, and interior designers take to achieve good lighting condition?
5. What are the best spaces to introduce table lamps in either a commercial or residential building?

5.0 METHODOLOGY

To answer the proposed research questions, Qualitative method would be most appropriate to find an answer and as such data was obtained from both primary and secondary sources. Primary data obtained was based on careful observation and notes taken by visiting some top electrical shops in Yenagoa the capital of Bayelsa State, Nigeria.



Figure 5.1: Map of Nigeria showing Bayelsa State

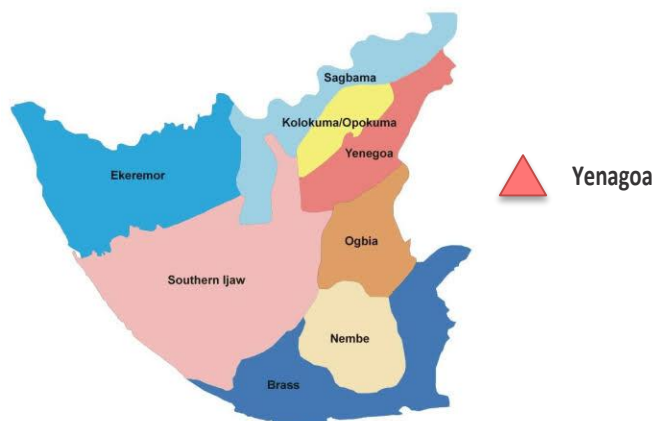


Figure 5.2: Map of Bayelsa State

A location from each of the five different social classes was selected based on relative population size and the occupation of the people leaving in the area. The social structure in Nigeria is similar to the structure found in the United States. Next, 50 people were now selected at random from each social class and given questionnaires.

Table 1. Study areas and sampling.			
	Social Classes	Location	Number of Selected People
1	High Public Offices	House of Assembly Quarters, Azikoro	50
2	The Professions	Commissioners Quarters, Opolo	50
3	Business	Okaka Housing Estate, Yenagoa	50
4	Minor White Collar Workers	Ekeki Housing Estate, Ekeki	50
5	The Laboring Class	Gwegwe street, Ovom	50
Total Number of People		250	

The questionnaire requested basic information including, age distribution, educational attainment, occupation and total monthly income. It further inquired about ownership, occupation and duration of usage, likely problems faced on initial purchase. Table 2 presents sample questions included in questionnaire survey.

Table 2 Questionnaire survey
1. Do you have a Table lamp at home?
2. Do you have a Table lamp at office?
3. What problem were you trying to solve when you initially bought a Table lamp?
4. What's holding you back from using a Table lamp?
5. Are you aware that a Table lamp brings up the beauty in a room?

Secondary data was obtained by exploring several works of literatures written on its benefits, where to position them in a room, how to choose the right one for a space, also throwing more light on the use of table lamps as a decorative element while also providing quality lighting effect.

6.0 LITERATURE

Headaches, asthenopia, low mood, poor concentration, absenteeism, and job dissatisfaction - even a few minutes working under the wrong lighting can kill productivity. Light determines the mood of a room. Proper lighting is a cornerstone of indoor environment quality. It encourages better learning in students, increased purchases in retail settings, fast healing in patients, and high performance levels in workers. Whether you're planning a room from scratch or just want to make an easy update, it's pretty hard for anything to come close to lighting to deliver your maximum wow for your money! Use it to add atmosphere, intimacy and drama throughout the building.

In designing a good lighting system, flexibility is one of the key features to look out for. Take off the overwhelming light shining from the middle of the room and go for layers, up and down, so you can adapt to different moods and activities and one room can turn out to be several. This means a mixture of overhead lighting, pendants, spotlight, floor-standing lights and table lamps. As important as Task lighting can be, a glaring light doesn't make for a relaxing bedtime or a pleasant chill-out in front of the TV, so give yourself other options too. There are different types of lighting but emphasis will be paid more on Table lamps, its effect on rooms, areas and objects, pointing out there values, important and applications as it is the area lacking in a typical Nigerian building.

6.1 TABLE LAMP

Table light as Ambient light is one of the most fundamental types of lighting available. Unlike spotlights, for example, ambient light seems to come from everywhere at once, and depending on the brightness used, can be very practical (suitable for when you're cleaning the house, for example), or very subtle (like a cozy background light that works well when you're watching TV).

One of the characteristics of ambient light is that the light source itself often isn't immediately obvious. It doesn't add drama to a room, because the shadows it casts are very soft, but it does set the tone. To achieve such an effect relies on technical sounding terms like diffusion and reflection. Don't be put off though, because in practice, it's quite simple really!

Table lamps can be used as accent lighting. The use of Accent lighting type can be employed to point out a feature or object in a room. The lamp itself does not command any attention, because the purpose is to attract attention to particular area in a room. The object being highlighted can be anything: a picture, a piece of furniture, an interesting architectural feature, or even just a wall. It is important that the lamp focuses on the object strongly, without highlighting too much of its surroundings.

Table lamps are great for creating an atmosphere, but many can serve very practical purposes too. When they do, they are often referred to as 'task lighting'. A desk lamp is a great example of this, as they focus your mind on the task to hand. There are specialized variations too, with some models even including a magnifying glass for precision work, well suited to model makers, stamp collectors, and many other disciplines.

As an implicit must-have feature, the reason for that being table lamps basically changes the entire ambience and dynamic of a room. They are applied not only as studying lighting fixtures but also as ambient lighting modules, creating a warm, cozy and inviting atmosphere within the bedroom. As such, a bedroom without a studying lighting fixture included in it is not complete and lacks character. That being noted, it's important to have a bedroom lamp that is appealing to the eye and have quirky features.

The use of a pair of table lamps as decorative element is a common way to create balance in a space. To add symmetry to your décor a table lamp can be placed on either end of your sofa, console, or buffet table. Putting a table lamp on top of the nightstands on either side of your bed can bring balance to your bedroom. Table lamps come in all forms of shapes, sizes, colours and textures, giving a decorating kick to just about any room. Lamps also have a role to play in providing light to assist us read, write and work on hobbies despite the fact that they can blow up the aesthetics in a room. Choose a lamp style to accommodate a room's activities as well as enhance the existing colour scheme and furnishings.

Table lamps are decorative accessories as well as functional part of a room. They can be strategically positioned in a room to give the needed illumination and accentuate its décor. Extremely versatile for illumination, they can be easily moved from one location to another and are commonly used as accents -secondary lights that provide points of visual interest in a room or general lighting- supplying a comfortable level of illumination in an entire room; and task lighting which focuses on a particular illumination for a work area such as a sewing or reading table (Tobi, 2016). The Choice made on which lamp style to use is strictly dependent on individual taste and use. However, efforts should be made to bring out the best of its decorative appeal making it blend with the overall look of the place.

6.2 BENEFITS OF TABLE LAMPS

Table lamp placed on a bedroom nightstand is a very popular thing. It's not just an element used for the mere purpose of decoration, but also a valuable piece of furniture that makes our life easier and less stressful. There are many benefits of a table lamp being a decorative element, since it can produce a nice effect when matched with the ceiling lamp, and also being that it is a practical element it is not lagging behind. Below are some benefits but attention will be given to their practical aspects and a little on their decorative aspects by pointing out their major application or uses?

6.2.1 Very accessible

Table lamps are designed with cables and switch which makes their operation most convenient than other types of lamps. Many old houses have the main light switch of the room designed for 135 cm beds which was the standard size

a few decades ago. There can be obstruction to reach the main light switch if you have a larger bed or even twin beds, so table lamps often times are most convenient in these situations. They come in very handy for older people, since the switch and bed can be closely positioned so that it's easy to reach while lying down. If the need be the switch can even be placed right above the bed.

6.2.2 They just light up certain area

The light of a table lamp will illuminate a particular area in the room depending on the shape and design. An example is the Cora table lamps which cast its light both ways, downwards and upwards towards the ceiling, at the same time shading the bed area with the lampshade. Another lamp is the Alcantara model which casts its light to the sides and downwards absolutely thanks to its lampshade making it the ideal type of lamp for reading, when it's placed on the side of the bedroom nightstand. Anyone who want to go through documents or do some reading before sleeping without worrying anyone then it is just the perfect choice of lamp. Furthermore, you will have a general indirect source of lighting which makes the lamp a really versatile accessory if the lamp is flipped around. To that end, these lamps should be used in the bedrooms of every single home.

6.2.3 Very useful to make sure you don't disturb the sleep of a person next to you

A major benefit of having table lamps on your bedroom nightstand is that it has a soft light that is pointed only at a specific area of the bed, giving a less disturbing feeling when turned on. This way, turning on the light to pick up something from the bedside drawer will not wake anyone up from their sleep. This is a solution for couples sleeping on the same bed and having different schedules. Without having to illuminate the whole room which would disrupt the sleep of the next person, the table light gives enough brightness for one person to get up or go to bed comfortably.

6.2.4 Table lamps can be kept on all night when the light bulb is dimmed

Table lamp in most cases is not used for reading purposes alone, however it can be an ideal choice for illuminating a room softly. The youngest in a household often times may need it because they are scared of the dark. It is also useful for elderly people to change their clothes before going to bed or even to see clearly in order not to hit something in the dark at night. For optimal effect in these cases, the table lamp should have a very dim yellow light which is perfect for visibility yet not irritating ("5 benefits of table lamps," 2020).

6.2.5 A perfect decorative solution for any space

From the beginning of this study, we have been focusing on the practical aspects of the table lamps, however the decorative potential of table lamps is also worth talking about. Paired with ceiling lamps they are capable of creating a perfect ambiance in any room because they will be in perfect harmony with the furniture. How do you like your bedroom, a classic or palatial look? A table lamp like our Tamesis model in combination with a ceiling lamp or wall lamps from the same collection is the perfect solution that will give that look ("5 benefits of table lamps," 2020). Contrarily, if you want to give your room a defined style, maybe you would prefer Rialto table lamp which may perfectly meet your requirements.

6.3 IMPORTANCE OF INCLUDING A TABLE LAMP IN A BEDROOM

As a crucial element that should be present in any bedroom, the following reasons supports its inclusion. These are as follows:

- **Occupies the atmosphere:** If an overfilled room becomes a problem, or if the ceiling does not reflect the height of the room, do not forget that these lights will ignore all these problems and compensate for mistakes in the decoration of the room.
- **Changes the setting of the room:** If you want to change the look of your room with decor or design, this lamp offers many variations to suit your level of comfort.
- **Lighting Purpose:** One should not forget that just adding tube lights and bulbs will not light up the bedroom. Therefore, you need another option that covers the entire bedroom. So lamps with light bulbs come to the rescue.

- **Focus on specific objects:** These lamps not only provide standard lighting, but also allow you to focus on a specific part of the object you want to focus on, if you are keen on work such as research or projects.
- **Frame of mind:** Bright, eye-catching light always enlightens the mind of each individual. Colourful lights have a positive influence on the surrounding area (“Reasons Why Table Lamps,” 2020). So the eternal lights fill the place very effectively. Thus, bring the desired happy mood completely.
- **Night torch:** Since dimming the intensity of the lamp can help people who do not sleep without light, it can be said that the lamp can act as a night torch. In other words, it can be said that it functions as a bedside lamp, etc.

6.4 STYLES OF TABLE LAMPS

Table lamps are one of the most striking lighting choices in a room, as they are installed on popular furniture such as end tables, bedside tables, desks and more. Consider purchasing a table lamp as an essential part of your room design plan. Introduce accent colors, textures, and statements to your style. Stylish table lamps are recognized as an important accessory in almost any room, not only for ambient lighting and work lighting, but also to enhance the style and color of a space.

Regardless of your aesthetic, there are various table lamp styles that illuminate the surface of the space. Beautiful crystals, clean porcelain and bold brass table lamps evoke a classic traditional atmosphere, while metallic, glass and concrete table lamps give a more sophisticated and modern feel. With the Coastal & nautical lamps and materials like driftwood, capiz and pearl shells you can get a comfortable resort feeling. The beauty of rustic lamps can be enjoyed as they are carved from rock crystals, wood and branches. Instead of small accessories a rather big table lamp can be used to fill empty table space with personality to achieve the same purpose. Mini accent lamps can accentuate the dark corners of the shelves or add light and color to your chest.



MINI TABLE LAMPS



SOLID TABLE LAMPS



RUSTIC TABLE LAMPS



ANTIQUÉ & VINTAGE



NAUTICAL TABLE LAMPS



INDUSTRIAL TABLE LAMPS

Figure 6.1: Styles of Table lamps

6.5 LAMP SHADES FOR TABLE LAMPS

To finish off the looks of your home, it is also a good idea to choose an elegant lamp shade when deciding which table lamp to use. By best practise, make sure you have choose the correct height and fittings for your lamp by accurately measuring the lamp shade!

6.6 WHERE TO PLACE A TABLE LAMP: ADVICE BY ROOM

Table lamps are most often used as work lighting to illuminate sedentary activities. So, the best rule of thumb when placing table lamps in rooms throughout the home is to consider where family, friends, and guests are most seated. Below are some areas of the home that you should consider when buying a new table lamp.

6.6.1 Living Room Table Lamps

Whether you are relaxing with your family or entertaining, table lamps can add warmth to the living room. Small accent lamps can be installed in unsuspecting corners of the room, such as bookcases or decorative trays, while solid color table lamps can bring interesting and popular colors to the sofa and coffee table. The number of table lamps needed in the living room will depend on the different light sources in the room. If the table lamp is the only light source in the room, you may need up to 5 lamps in a standard 12×20 foot living room. If you use chandeliers, ceiling lights, or ceiling fans that glow with light to illuminate your living room overhead, you can balance the level of lighting by adding two or three lamps to your dining table or other accent table.



Figure 6.2: The Modern Cylinder Ceramic Table Lamp in navy is a stately living room lamp choice

6.6.2 Office Table Lamps

Today, more and more people are working from home more than ever. Even if you work from home, having a certain amount of office space to help with your child's school assignment can help you and your family continue to work and reach their goals. When deciding on a suitable desk lamp for your office or study, it is important to remember that the average table lamp reveals 4050 square feet or about half a room. For offices with less natural light, you can consider harmonizing with other light sources, such as semi-flash ceiling lights that illuminate the entire desk lamp more, or floor lamps that illuminate the other side of the room.



Figure 6.3: The Angled Desk Lamp is a mid-century modern lamp with a metal shade and USB port for charging

6.6.3 Dining Room Table Lamps: Buffet & Candlestick Lamps

If you are considering lighting in a dining room, the central light fixture hanging over the dining table is what comes to your mind first. It's true, dining room chandeliers and pendants typically provide the brightest light for your dining room; but dining room table lamps offer an extra layer of illumination and the lamp's body can coordinate with the style of your centerpiece fixture (Shades of Light, 2017).

Buffet lamps—sometimes called candlestick lamps—are the most popular style of table lamp for a dining area, as they provide task lighting for guests who get up to serve themselves from a buffet-style spread (Shades of Light, 2017).

Lamps of this style tend to be large and narrow in profile compared to traditional table lamps. But even if the meal isn't a buffet, having an extra tone of warm, intimate light helps set up a formal sit-down dining atmosphere.



Figure 6.4: A pair of Sphere Candlestick Lamps in gold add contemporary style to a dining room buffet

6.6.4 Bedside Table Reading Lamps

It can help you move to a bedtime routine by turning down the bedroom lights during the hours before going to bed. If you're reading a book, writing a diary, meditating, or enjoying watching TV before you go to bed at night, a bedside table lamp is a must have to reveal your activity before you go to bed. Bedside table lamps are also practical choice for safe movement through the bedroom at night (Shades of Light, 2017). Without a bedside table lamp, it becomes difficult to determine how to get back to bed, as you need to get out of bed to put off the rooms ceiling light fixtures. With a bedside lamp, you can turn off the lights at the resting place and quickly re-illuminate the room if you need to wake up late at night for reasons such as babysitting or overtime use. Bathroom. The bedside is a space that stands out to customers at home, so choosing this table lamp will give you more attention to your personal tastes and styles. We recommend the exceptional modern bedside lamps that make you smile and the calm lamps that have a calming tone that soothes your eyes. Small things like looking at a lamp inspired by a nice antique can create an atmosphere for a great day (or a night for a good night's sleep!).



Figure 6.5: the vintage-inspired Mini Blue and White Porcelain Jar Table Lamp will brighten your bedside

6.7 KEY PARTS OF A TABLE LAMP

Before shopping for a room table lamp, you should familiarize yourself with some important parts of the table lamp structure.

- Cardboard: Acts as an insulator between the socket housing where the switch is located and the inner socket housing.
- Lamp Harp: The connecting part that links the lamp to the shade.
- Plug Parts: The pin that allows you to connect the light to the power outlet.
- Socket Shell: The base into which the lamp bulb can be screwed.

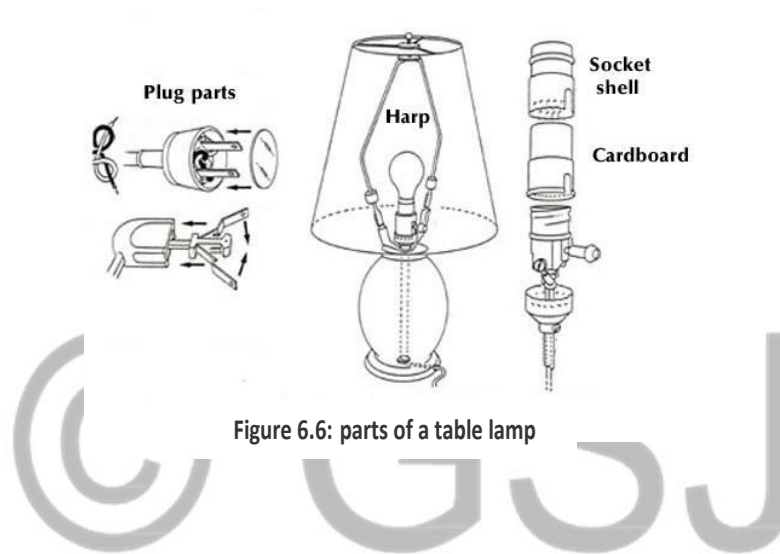


Figure 6.6: parts of a table lamp

6.8 LIGHTING IT RIGHT: HOW TO CHOOSE THE PERFECT TABLE LAMP

As you gain a deep understanding of home décor, you will find that it is the little details that will ultimately have the biggest impact. Although the style, theme and color scheme of the room define it, it is the lighting that ultimately determines the mood and creates the atmosphere of your choice. In fact, a simple change of lighting can completely change the atmosphere of the room, turning it from a dull and boring space into a comfortable and cozy retreat, or even a pleasant and exciting center! And few lighting fixtures combine timeless charm, modern allure and smart functionality like the lovely table lamp (Sherry, n.d.).

Where gorgeous chandeliers, amazing creative pendant lights, bold floor lamps overshadow the mainstream world, ol' table lamps may not seem like a glamorous choice. However, do not underestimate the value of a sturdy and elegant table lamp. When used properly, a table lamp can bring symmetry, color, contrast, texture, and of course lighting to any room it decorates. Here are some tips for buying the right table lamp that provides everything you need.

6.7.1 Finding the Right Spot

Marking out the exact height of the seat and the distance to the side bed, sofa or cozy chair should be the first thing to do when deciding where to put the table lamp,. First of all, it's not a good idea to buy a table lamp and start putting it in your bedroom or living room. It works if you're lucky, but often the lamps are too short, high or bright

compared to the room. Also, bedside table lamps may not need to be as bright as they are on the side table in the living room! Therefore, clearly define the purpose of the lamp before you start shopping.



Figure 6.7: Chalk out the exact spot for the table lamp before you start shopping for it



Figure 6.8: Wallpaper and Table Lamps add geo style

6.8.2 Sizing Things Up

When sitting or resting, the bottommost part of the shade is at eye level. This also works if you buy a table lamp that fits your reading corner, a table lamp next to the lamp or next to the sofa in your living room.



Figure 6.9: Base of the table lamp must be on par with your eye level when you sit



Figure 6.10: Table lamps with neutral lampshades can fit in with any backdrop

6.8.3 Play with the Style

Of course, if the bedroom is one room where you don't worry too much about getting everything to match and just want a beautiful object that will look splendid in isolation, then you can always just treat yourself to a bedside lamp that will cheer you up whenever you switch it on (The Right Lamp, 2017). One may wonder if a table lamp really has a style of its own, and the answer is an emphatic yes. True, often it is the shade that determines the overall appeal of the lamp, but there are plenty of cases where the body of the lamp makes a huge difference and defines it. Another approach is to use the table lamp to usher in a completely different style, giving the room a radiant focal point!




Figure 6.11: Asian living room with with stunning lighting



Figure 6.12: Eclectic living room with a lovely gallery wall

6.8.4 A World of Colors

Achromatic backgrounds without vibrant colors are the norm in most modern homes, and gray-like achromatic colors continue to dominate 2016. Table lamps offer the opportunity to add color punches. With a variety of elements like Capri bottle lamps, you can choose almost any color, industrial atmosphere or golden sparkling copper table lamps continue to have a subtle metallic luster.



Figure 6.13: Eclectic family room with plenty of color

6.8.5 Lampshade and Shadows

Lampshades and sizes are a very important choice to consider when buying a table lamp. Consider the ergonomic design and the proportion of shade by the lamp body, not just the style and pattern of the shade. The vertical diameter is more than 2 inches smaller than the length of the body, and the drum cap is certainly the safest choice. The narrower the bottom of the shade, the smaller the illuminated area. Please consider this issue before you buy.



Figure 6.14: Lampshades add pattern to the gorgeous Victorian bedroom

6.8.6 Attention to Detail

With most table lamps, you can easily change the shade, some lamps have spider fittings, and others have uno fittings and clip-ons. Check this out before thinking about changing the length. The bulbs used in table lamps these days are far from the old CFL, and LED lighting is the preferred option as it also saves on electricity bills. However, it is important to look out for every detail like the maximum power before purchasing because not all table lamps support this switch.



Figure 6.15: Lampshades unite the two different table lamps

6.8.7 Mix and Match

The selected table lamp should not only be in harmony with the style of the room, but should also be added smoothly to other existing light layers. It can be recessed lighting that sets the general mood, accent lighting that emphasizes certain architectural features or works of art. Trying mix two completely different table lamps into similar colors and geometric patterns to give them visual symmetry with an interesting twist can be applied for a more unique look,




Figure 6.16: Mismatched table lamps in the bedroom make for quirky addition



Figure 6.17: Fun lighting fixtures bring color to the mid-century dining room

6.9 GENERAL TIPS FOR ACHIEVING A GOOD LIGHTING CONDITION USING TABLE LAMPS

6.9.1 Mix it up

Flexibility is the key to designing a good lighting scheme. There may be more than one room, which can be layered on top of each other to eliminate the overwhelming light hanging in the center of the room and adapt to different atmospheres and activities. This means a blend of spotlights, floor standing lights and table lamps.

6.9.2 be generous with your lighting

The more light sources, the more atmosphere you can create. A great way to influence your tokonoma and fireplace to cluster a few small lamps. Also, depending on the table top or island unit, a few small pendant shades can have a greater visual impact than using just one. If you want to create a smartly designed shape, pursue symmetry. A pair of lamps on either side of a matching console table or fireplace provides structure to the scheme by framing what is between them.

6.9.3 Highlight your room's features

Whether it's the beautiful fireplace, the elegant Victorian cornicing or the art of the walls, choose the main features of the room and show off to the lighting. Standing lamps can be used to accentuate small rooms and attractive buildings. The low lamps on both sides of the fireplace can add warm light all year round, drawing attention to its attractive features. For walls, consider the lighting in the figure. They don't have to look like museum sculptures. A modern bar illuminating your photos will make your art shine, while barely noticeable with fittings.

6.9.4 Light negative space

One astounding means to achieving an atmospheric lighting scheme is to illuminate a space that does nothing at all! A great way to create an atmospheric lighting scheme is to illuminate a space that does nothing at all. The space behind the log basket or empty bay in the niche between the sofa and the wall - these are "negative spaces" that can fit all the lights and help bring the room to life. The right kind of light for these areas is soft and diffuse, so choose translucent colors that give off a subtle warm glow.

6.9.5 Create zones

In most rooms, different applications differ. For example, in your living room, there may be a family sofa, dining table, desk, favorite armchair. Each area of your room deserves its own lighting, and will create a light zone, it will help you enjoy more spaces. Add foot tables and lamps to launch a warm light pool below to make the side table and armchairs are welcoming. The thin plate that has fallen to the dining table is closed and it feels, and can eat with warm light when closing the rest of the TV and the room.

7.0 FINDINGS AND DISCUSSION

The key findings that emerged from the study were that building designers attitude towards the application of Table lamps for interior design at design stage was very poor, and in most cases clients are faced with challenges of not having power sources (sockets) properly located and distributed around the building should in case he purchases a table lamps because it was not properly considered before they are erected. Bottom line is that, the architect should have an idea of where little things like a table lamp are going to be placed. Hence, Building designers must show prove that the interior decoration of their design has been carefully thought of before they are constructed.

From the result, 71% said no while only 20% of the population agree that they are usually aware of the aesthetics that comes with the use of table lamps. So the result in figure 08, the conclusion here would be that, in most cases clients are not aware of the aesthetic value of table lamps and floor standing lamps, however, in some cases they do.

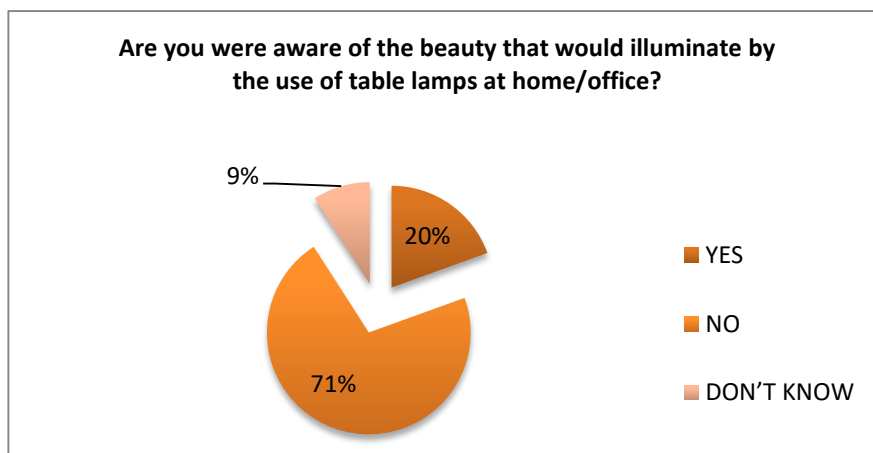


Fig 7.1: Clients Awareness level of Table lamp when used as a decorative element at home/office

The result in figure 09, could be concluded that, in most cases clients face the problem power source or sockets not been strategically positioned to light up table lamps when bought.

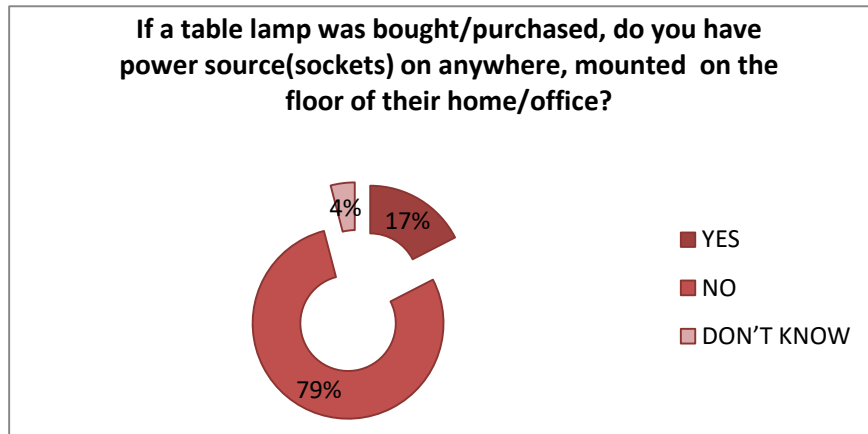


Fig 7.2: Awareness level towards strategic positioning of sockets before construction

8.0 CONCLUSION

The problem we always have is the lack of communication between Architects & interior designers. Architects think that they do not need the interior designers to tell them where to consider power sockets for table lamps or to make the lighting layout, flooring layout, AC layout and ceiling layout for them. We always end up with nice marble pattern done by the architect covered by our furniture! Or AC supply grill right above the bed! Or, nice table lamps where we don't have power sockets for! Or TV plug next to the window that will be covered by our curtains!!! Not to mention the nightmare of the sanitary wares work where they fix all the pipes before specifying the sanitary wares & fittings of the bathrooms! We always have such problems with the Architects. They should educate their clients and advise them to hire the interior designer in advance to coordinate all these issues before they start the construction.

As per the new concept of activity centered design rather than human centered design, the co-ordination between architects and interior designers have to be done at an early stage. Experts mostly try to reduce cost and time in their project, co-ordination between architects and interior designers in an early phase would help them to predict problems and detours, also this consultation will improve the power of creativity in design and will facilitate the executive phase.

REFERENCES

1. Tobi Awodipe (2016) 'Table lamps: Providing illumination and beauty' The Guardian, Nigeria, 30 July.
2. Shades of Light. (2017, May 14). Table Lamp Ideas: Choose the Best Table Lamp for your room, https://www.shadesoflight.com/blog_eppp0ntries/lighting-solutions-how-to-select-a-table-lamp
3. Table Lamp Styles, (n.d.) Retrieved from <https://www.shadesoflight.com/pages/table-lamps>
4. Reasons Why Table Lamps are an Integral Part of Your Bedroom, (2020, March 6). Retrieved from <https://www.ellementry.com/blog/reasons-why-table-lamps-are-an-integral-part-of-your-bedroom/>
5. Sherry, N. (n.d.) Lighting it Right: How to Choose the Perfect Table Lamp. Retrieved from <https://www.decoist.com/choosing-table-lamp-ideas/?andro=1&chrome=1>
6. The Right Lamp Adds More Than Light -- It Also Adds Style. (18 December 2017). Retrieved from https://www.arco.ae/news/read_more/the-right-lamp-adds-more-than-light-it-also-adds-style/18
7. 5 Benefits of Table Lamps, (2020, March 17). Retrieved from <https://wSww.riperlamp.com/blog/en/5-benefits-of-table-lamps/>