



WAMP SERVER A TECHNOLOGICAL TOOL FOR WEBSITE LOCAL HOSTING

By

DioTubolayefa

Delta State School of Marine Technology, BurutuSchool of Science and Technology

Department of Computer Science

tamaramiekaat@gmail.com

08120558055

And

Akpoyibo Tamaraulayefa Peter

Delta State School of Marine Technology, BurutuSchool of Science and Technology

Department of Computer Science

akpoyibopeter4@gmail.com

08134997548

ABSTRACT

Wamp Server is technological tool for local hosting of website, is the topic under discussion, website hosting is beautiful career in the field of computer science, since final year students trying to defence their project (designed website) are show the functionalities of their to see if it met requirement of their project, it will be too much cost if these websites are launch directly on the internet without wanting these sites to be use in practical has led to this studybesides final year students projects, website are met to launch on the internet for the globe to see and use therefore it is important first preview any website by capable software like that of wamp server to debug any error or ineffectiveness before it is launch. The objective of this articles to give easy ways one use wamp server for local hosting.

Keys words:wamp server, website and local hosting

1. INTRODUCTION

WAMP server which stands for Windows Apache MysqlPHPCucos 2021. Is a software that is capable to preview your designed website has it will result in real life. Using it as technology is a very good choice as it can be very effective to hosting of software, this can display very clearly

and function as you want the software to function according to requirement. With this any error can be corrected and new features added before the software can be delivered to its end user.

Wamp server was developed in year 2003 Romain Bourdon and it is the third most popular local hosting software (Reeves, 2020)

There are many local hosting software other than wampserver among others are Xampp, Ampps, MAMP, UwAMP, ServerPress etc. (world economic sport technology culture media lifestyle travel, 2020)

There is always a problem with students who have designed their final year project websites and want to run the software to their supervisors without having to launch it on the internet, hence there is a need to inform the general public on how wamp server can address this problem with simple and easy ways.

Website can be seen as the available web pages (the information like the documents on the internet), this information is seen on screen at the click of a link or at the key in of website address. The web page can hold text, images, video and audio files as the nature of the site (Zulquarnain, 2015)

Parachute 2021, The benefits of websites in a business or education can be one or more of its benefits that are listed as follows: online presence, information exchange, credibility, reduce cost, consumer insights and advertisement etc.

2. Local Hosting

Local hosting is the concept that explains how in computer networking established a connection through what is called loopback address network. This loopback address network has an internet protocol as 127.0.0.1 that helps to test programs on the computer without being passing information through the internet. Its whole idea is to test applications that not ready to be presented to the whole world (Vickers, 2021)

BENEFITS OF LOCAL HOSTING

Keown 2021 spoke on the benefits of local hosting as he pointed out low cost, no storage limit, experimenting and testing, internet connection not has its need in web hosting and among other benefits that local hosting can offer.

WAMP SERVER DOWNLOAD

Wamp server is available on the internet as downloadable file, it is necessary to know the type of windows operating system before you download the version according to operating system, one

have to press the window start up button and press the letter R the same time and type dxdiag and click ok it will display the system information(Free eboo.net, 2021).

The steps to download wamp server has as do with locating web browser in your system, type Wamp server, click on the link below https://download.cnet.com/WampServer-64-Bit/3000-10248_4-75544590.html, go to down load folder in your system to locate the downloaded file (Step by Step Guide to Download and Install Wamp Server with MySQL CIS408)

INSTALLATION OF WAMP SERVER

Installation is the next step to perform, double click on the download file the name WAMP usually in this format WampServer2.0i.exe, run as an administrator click yes, click I agree to accept license and click next, select storage location and accept additional task, this will create a launch icon for you, ready to install click install, select browser for wamp server at the end of installation click finish (Ipswich 2011, Jha 2020, Local History Project, 2011).

Stevens G (2021), after installation, automatically a directory with name c:/wamp/www. Will be created at your download files the location.

3. WAMP SERVER A TECHNOLOGICAL TOOL FOR LOCAL HOSTING

These simple steps will take you to local host your website using Wamp server is given below:

1. First get your system connected to internet and locate your web browser in your system preferably google chrome to search for wamp server
2. Down load Wamp Server

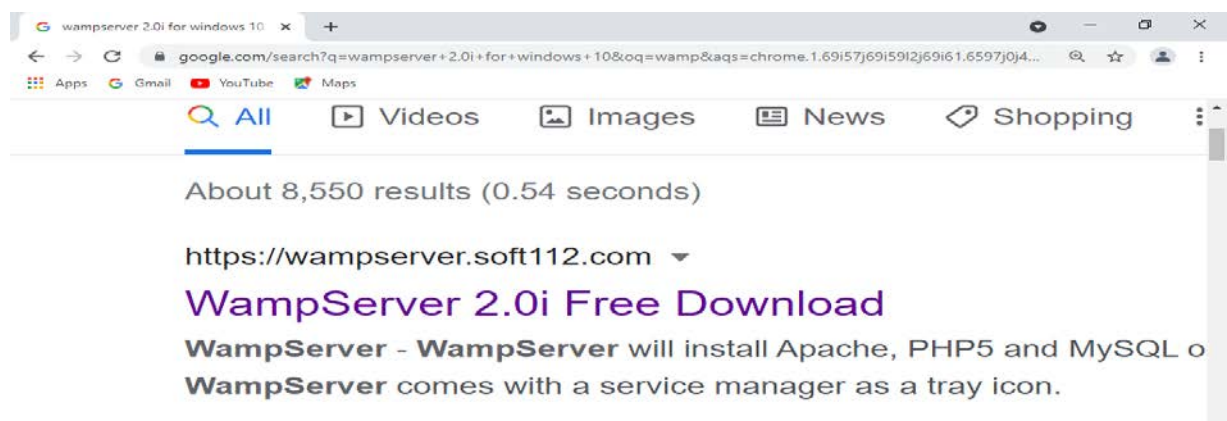


Fig 1: Wamp server down page

As the above link shows click on it to download the wamp server, this will help to a copy of the software in system.

3. Move straight to This PC icon in your system at the desktop and double click on to display storage location



Fig 2: Down load file location

4. Click on the downloads location, this will show you the downloaded files on the system

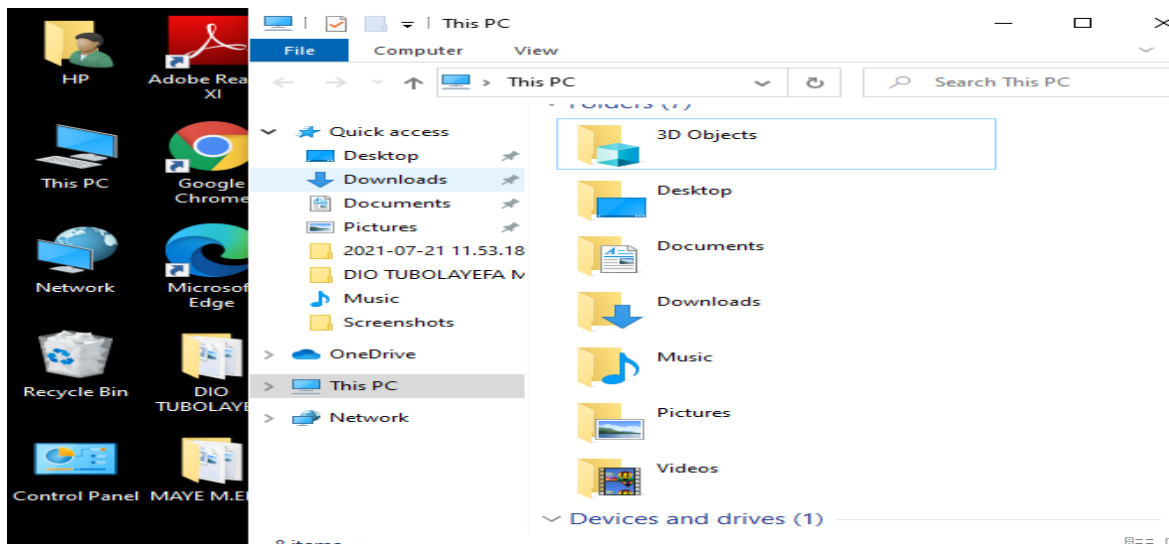


Fig 3: Down load file location 2

5. Right click on the file title wampserver2.0i to install it, this is compatible version of windows 10 operating system

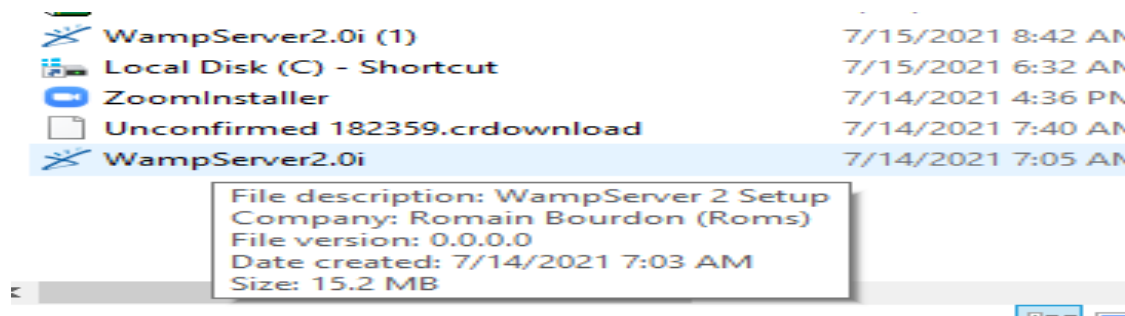


Fig 4: Wamp server file name at down location

6. Get through the installation process to finish
7. Get your website zip file to unzip it on desktop, in this case the unzip file name is one examination
8. The next step is for you to put your wamp server into active mode and this done right clicking on wamp server icon in desktop location and select run as administrator




Fig 5: Running Wamp server as a system administrator

9. After you have run wamp as a system administrator, go to notification area in your file tray and click on the wamp server icon to and on start all services to put wamp server online

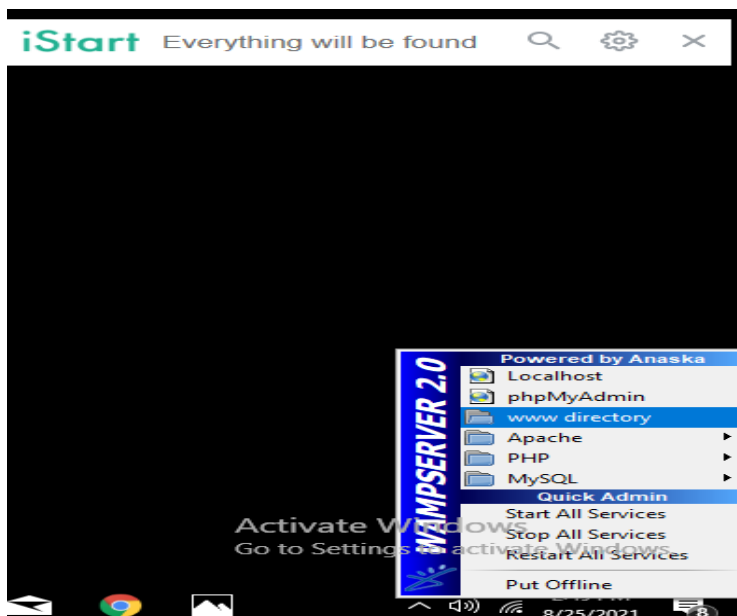


Fig 6: Online mode of Wamp server

10. After that is achieved, locate the unzip file online examination and copy it and paste it in the www directory as shown above
11. Now go to your browser then type local host and click on the search button or press on enter key in your keyboard a picture displays like that of the below, then click on any of Phpmymadmin

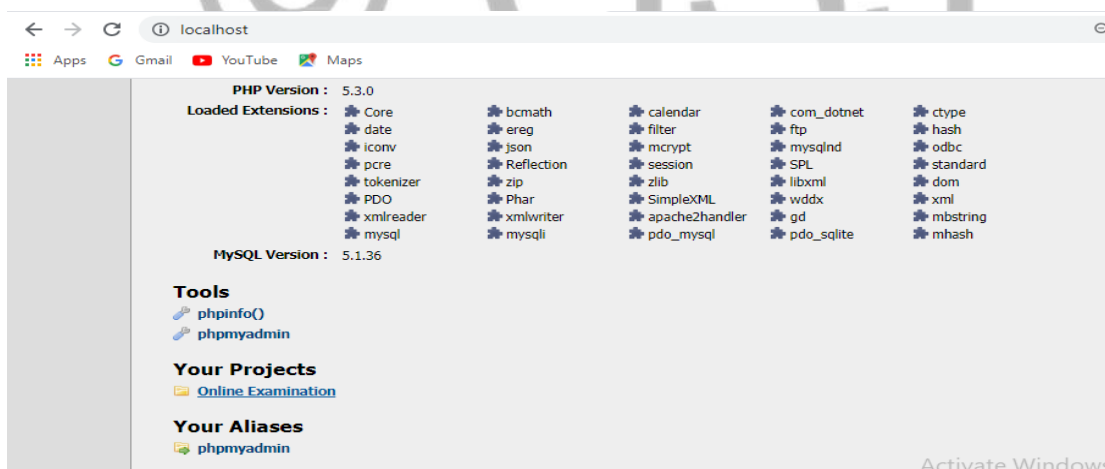


Fig 7: Setting Up Local Host

12. Database Creation and Import: after the click of phpmyadmin, the next is import the database that you have created, all want you need to do is to place your cursor at the rectangle box written create new database and type the name of the database in this case is that of noun_db and click on create then click on import, click on choose file to

browser for file for example noun.sql and click GO with this, the website is host successfully

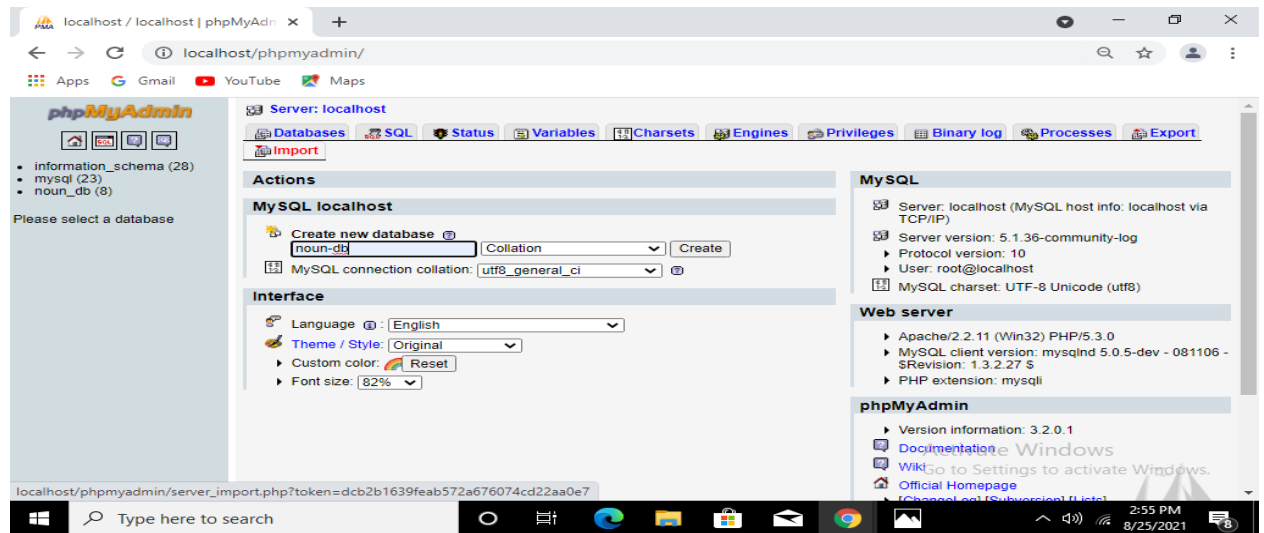


Fig 8: Database Creation

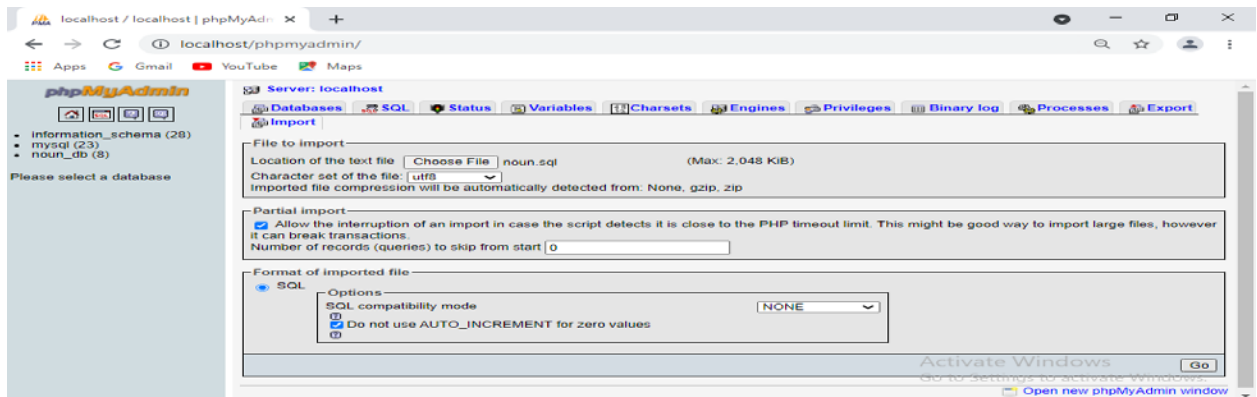


Fig 9: Importation of Database

13. Type local host again but for this time click on online examination which is the design software to see if it displays has expected, and it display the login page of students where they will enter their matriculation numbers and passwords to start their examination.

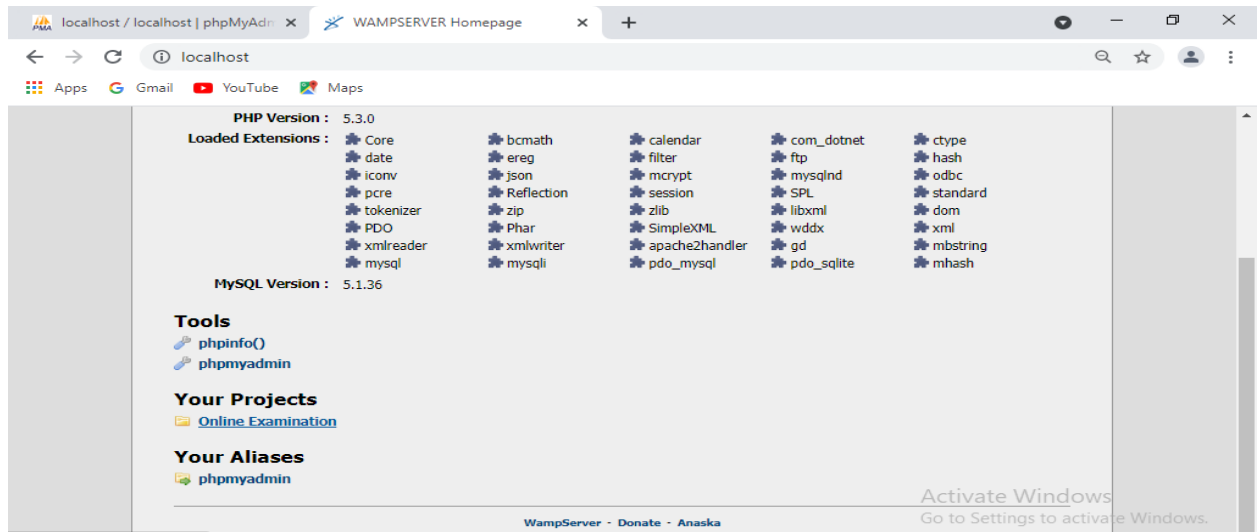


Fig 10: Wamp server home page display

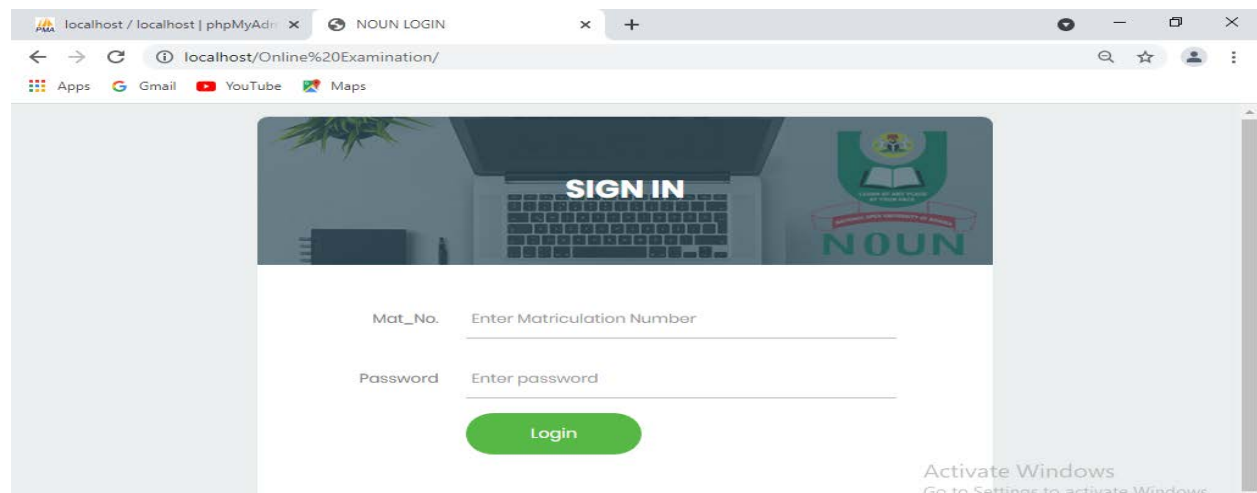


Fig 11: Home Page of Online Examination Software

4. CONCLUSION

How Wamp Server is technological tool for local hosting of website, was the research topic, website hosting is beautiful career in the field of computer science, since website are met to launch on the internet for the globe to see and use, it is important it is first preview by capable software like this of wamp server to debug any error or ineffectiveness before it is launch. The objective of this articles to give easy ways one use wamp server for local hosting

REFERENCES

Cucos, D. (2021). How to install wamp server on windows 10. Retrieved from

<https://Leonardcucos.com>> how –to-i.... on 06th September 2021

Free eboo.net (2021). How to setup, install and run website on your local computer for

WordPress-on an offline Server-WAMP. Retrieved from <https://www.free-ebooks.net>>..

On 23 Aug. 2021

Ipswich, D. (2011) Setting Up A WAMP Server On Your Windows Desktop. Published by

Technology Now at Smashwords Retrieved from <https://www.online.pubhtml5.com>>osis

On 23 Aug. 2021

Jha, S.(2020). Step by step –how to install Wamp 3.2 On windows 10.Retrieved from

<https://shaileshjha.com/how-to-install-wamp-server-on-windows-10/> on 06 September 2021

Keown, L. (2021) The Benefits of Using a Local WordPress Development Environment. ASPEN

GROVE STUDIOS Retrieved from <https://aspengrovestudios.com/benefinitis-using-localh> on September 2nd 2021

Local History Project, (2011).Wamp Installation (step by step instructions). 15 feb 11 Retrieved

from <https://maps.cga.harvard.edu>>.. On 23 Aug 2021

Parachute, (2021). Top 10 benefits of having a website. Retrieved from

<https://www.parachute.net>>insights on September 1st 2021

Reeves, S. (2020). XAMPP VS WAMP: Which Local Development Server Is Better.

GOODCORE. Retrieved from <https://www.goodcore.co.uk>>x.. on on September 1st 2021

Step by Step Guide to Download and Install Wamp Server with MySQL CIS408 Retrieved from

<https://eecs.csuodo.edu>>step...on 23 Aug. 2021

Stevens, G. (2021).How to host your own website?Retrieved from

<https://hostingcanada.org/how-to-host-your-own-website>. on 06 September 2021

Vickers, A. (2021). What is localhost?Hostinger Tutorial.Retrieved from

www.hostinger.com/tutorials/what-is-localhost on September 2nd 2021

World Economic Sport Technology Culture Media Lifestyle Travel, (2020). 7 Best Software to Create Localhost Server on Windows 10 – H2S Media. Retrieved from [https://oltnews.com/7-software...](https://oltnews.com/7-software-to-create-localhost-server-on-windows-10/) on 24th August 2021

Zulquarnain, I. (2015). Beginner's Guide to Website Design and Development. ResearchGate. Retrieved from [https://www.researchgate.net/](https://www.researchgate.net/publication/3142...) 3142... on September 1st 2021

© GSJ